

• Free Operational Intelligence Tool

# Should You Repair or Replace Your Dental Equipment?

Use operational data, lifecycle benchmarks, downtime analysis, and repair economics to make smarter, more objective equipment decisions.

[Start Assessment →](#)

[View Sample Report](#)

- ✓ Evidence-based 7-factor algorithm
- ✓ Takes under 3 minutes
- ✓ No sign-up required
- ✓ Free forever

## How the Analysis Works

A structured 4-step assessment producing a scored, data-backed recommendation for each piece of equipment.

### STEP 01

#### Identify Your Equipment

Select category, manufacturer, model, and installation year to calibrate lifecycle benchmarks.

# 01

### STEP 02

#### Document Current Condition

Enter repair estimate, failure frequency, downtime impact, and parts availability.

# 02

STEP 03

03

Assess Financial Exposure

Quantify production risk, backup status, and technology obsolescence factors.

STEP 04

04

Review Your Intelligence Report

Receive a scored recommendation with 5-year cost projections and industry benchmarks.

# Equipment Decision Assessment

Complete all 4 steps to generate your intelligence report.

## DENTALASSETIQ Repair vs Replace Intelligence

INTELLIGENCE REPORT

### Dental Chair — A-dec

Share



#### Plan Replacement Within 12–24 Months

This equipment is approaching the end of its cost-effective lifecycle. Begin evaluating replacement options.

### Decision Score Analysis

69

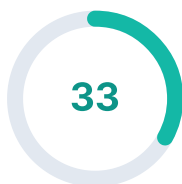
out of 100

Repair Recommended

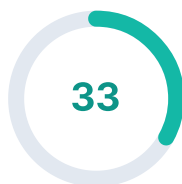
Repair Acceptable

Plan Replacement

Replace Now



Lifecycle Risk



Repair Burden



Obsolescence



Maint. Risk

Lifecycle Position

33% of lifespan used

Installed (2020)

6 yrs old

Expected EOL (18 yrs)

CURRENT REPAIR EST.

**\$2,400**

18% of replacement value

DOWNTIME EXPOSURE

**\$218,750**

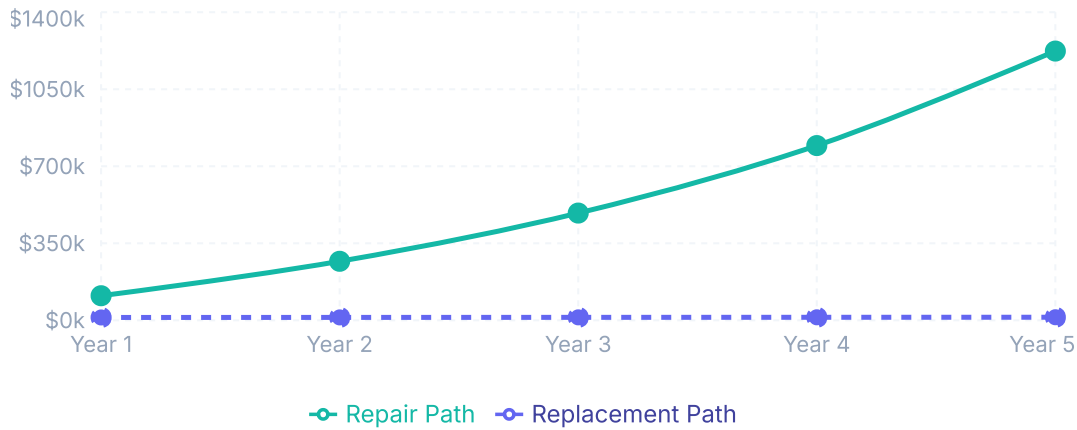
Est. production loss (24mo)

EST. REPLACEMENT COST

**\$13,000**

Industry estimate

5-Year Projected Cost Comparison



Repair path reflects escalating costs based on age, failure frequency, and downtime exposure. Replacement path includes acquisition and minimal ongoing maintenance.



INDUSTRY BENCHMARK

At 6 years, this equipment has used 33% of its 18-year expected lifespan. Comparable comparable dental chairs in this age range are generally repair-viable when costs are controlled.

SUGGESTED UPGRADE PATH — DENTAL CHAIR

DCI Edge

Purpose-built seating engineered for 18+ years of clinical reliability

"DCI Edge dental chairs are engineered specifically to address the failure modes most common in aging operatory seating — hydraulics, actuators, and foot controls — with one of the strongest warranty coverages in the US market."

- ✓ Hydraulic systems rated for 500,000+ positioning cycles — industry-leading durability
- ✓ 10-year structural warranty covers the frame, hydraulics, and base components

- ✓ Low-profile programmable foot control reduces the exact failure points common in aging chairs
- ✓ Full upholstery replacement available through a national parts network — no extended lead times
- ✓ Single-source service support simplifies maintenance and reduces callback frequency

This recommendation is based on lifecycle analysis specific to your dental chair assessment. We recommend requesting comparative quotes from 2–3 local distributors before making a final decision.



### Optimize Equipment Decisions with DentalAssetIQ

Track lifecycle performance, maintenance history, repair trends, depreciation, and replacement planning across your entire practice or organization.

[Explore DentalAssetIQ](#)

[View Sample Dashboard](#)

### Assess another piece of equipment?

Each assessment takes under 3 minutes.

[Run Another Assessment](#)

### Decision Score Guide

<b>Repair Recommended</b> Favorable economics, repair viable	0–35
<b>Repair Acceptable</b> Monitor closely, plan ahead	36–55
<b>Plan Replacement</b> Begin evaluating options	56–75
<b>Replace Now</b> Beyond lifecycle thresholds	76–100

### Industry Lifespan Benchmarks

Dental Chair

18 yrs

Delivery Unit	15 yrs
Compressor	12 yrs
Vacuum System	10 yrs
CBCT / Cone Beam	8 yrs
Intraoral Scanner	6 yrs
Sterilizer	10 yrs
CAD/CAM System	7 yrs

### REPAIR BURDEN THRESHOLDS

< 15% of replacement cost	Repair strongly viable
15–35%	Repair acceptable
35–55%	Monitor carefully
> 55%	Replacement likely favored

## Frequently Asked Questions

Understanding the methodology behind the DentalAssetIQ decision engine.

How is the decision score calculated? 

What replacement cost is used if I leave the original price blank? 

Is this tool appropriate for DSOs and multi-location practices? 

How should I interpret the 5-year cost projection chart? 